



**COLLEGE OF NON-CONVENTIONAL VOCATIONAL COURSES FOR  
WOMEN, KOLHAPUR**

**Analysis of Student's Satisfaction Survey Feedback on Syllabus for the academic year 2022-23**

**Class :- UG Part III and PG**

**Total Number of Student's Survey : 183**

Ques. No.	Question	No.(and %) of Students Responded on 1 (Worst) to 5					Average Score and %
		1	2	3	4	5	
1	How much of the syllabus was covered in the class?	0	0	1	76	106	3.57
		0	0	1	42	58	71.48
2	How well did the teachers prepare for the classes?	0	0	1	120	62	3.33
		0	0	1	66	34	66.67
3	How well were the teachers able to communicate?	0	0	1	56	126	3.68
		0	0	1	31	69	73.66
4	The teacher's approach to teaching can best be described as	0	0	0	87	96	3.52
		0	0	0	48	52	70.49
5	Fairness of the internal evaluation process by the teachers	0	1	1	81	100	3.53
		0	1	1	44	55	70.60
6	Was your performance in assignments discussed with you?	0	0	0	74	109	3.60
		0	0	0	40	60	71.91
7	The college takes active interest in promoting internship, student exchange, field visit opportunities	0	1	1	82	99	3.52
		0	1	1	45	54	70.49
8	The teaching and mentoring process in your institution facilitates you in cognitive, social and	0	0	1	109	73	3.39
		0	0	1	60	40	67.87
9	The college provides multiple opportunities to learn and grow.	0	0	0	106	77	3.42
		0	0	0	58	42	68.42
10	Teachers inform you about your expected competencies, course outcomes and programme	0	0	1	79	103	3.56
		0	0	0	43	56	71.15
11	Your teacher does a necessary follow-up with an assigned task to you	0	1	2	85	95	3.50
		0	1	1	46	52	69.95
12	The teachers illustrate the concepts through examples and applications	0	1	1	81	100	3.53
		0	1	1	44	55	70.60
13	The teachers identify your strengths and encourage you with providing right level of challenges	0	1	0	95	87	3.46
		0	1	0	52	48	69.29
14	Teachers are able to identify your weaknesses and help you to overcome them	0	1	2	82	98	3.51
		0	1	1	45	54	70.27
15	The college makes effort to engage students in the monitoring, review and continuous quality	0	1	0	94	88	3.47
		0	1	0	51	48	69.40
16	The college/teachers use student centric methods, such as experiential learning, participative learning	0	0	2	102	79	3.42
		0	0	1	56	43	68.42
17	Teachers encourage you to participate in extracurricular activities	0	0	0	102	81	3.44
		0	0	0	56	44	68.85
18	Efforts are made by the institute/teachers to inculcate soft skills, life skills and employability skillsto make	0	0	2	89	92	3.49
		0	0	1	49	50	69.84
19	What percentage of teachers use ICT tools such as LCD projector, Multimedia etc. while teaching	0	2	0	77	104	3.55
		0	1	0	42	57	70.93
20	The overall quality of teaching-learning process in your institute is very good.	0	0	0	90	93	3.51
		0	0	0	49	51	70.16
Average Score of Students		0	0	1	68	72	
Average Score of Student's Satisfaction Survey Feedback on all Questions						3.50	
%age Score of Student's Satisfaction Survey Feedback on all Questions						70.02	

Ms. Shweta. A. Patil  
IQAC Coordinator  
College of Non- Conventional  
Vocational Courses for Women  
Kolhapur

*Amee*  
**PRINCIPAL,**  
College of Non-Conventional  
Vocational Courses For Women  
Kolhapur.

*Dheka*  
Prof. Dr. V. S. Dhekale  
Principal  
College of Non- Conventional  
Vocational Courses for Women  
Kolhapur





CHH. SHAHU INSTITUTE OF BUSINESS EDUCATION & RESEARCH TRUST'S  
COLLEGE OF NON-CONVENTIONAL VOCATIONAL COURSES FOR WOMEN

University Road, Kolhapur – 416 004

(Affiliated to Shivaji University, Kolhapur, Maharashtra, India)

Accredited by NAAC with B++ Grade (2.97 CGPA 4<sup>th</sup> Cycle)

Website: [www.cncvcw.edu.in](http://www.cncvcw.edu.in)

E-Mail: [cncvcw@siberindia.edu.in](mailto:cncvcw@siberindia.edu.in)

Ph.No. :(0231) 2535405

Prof. Dr. A. D. SHINDE  
Founder


Dr. R. A. SHINDE  
Secretary & Managing Trustee


### 2.7.1 Student satisfaction Survey 2022-23


- Students Satisfaction Survey was carried out in the prescribed format through Google Platform. As per requirement, Final Year Students were taken as respondents. A total of 183(82.43%) students out of 222 responded the survey.
- The responses were taken on 5 point scale for interpreting data and five classes were considered.

A	$\leq 80$	Excelleny
B	70 – 80	Very Good
C	60 - 70	Good
D	50 – 60	Poor
E	$50 \leq$	Very Poor

- The average score on all the questions was 70.02% that indicates very good responses on teaching learning process.
- The data with two highest scores of 73.66% and 70.91% reveals Good communication of teachers with students and discussion of assignments in the class with students respectively.
- The dat with two lowest scores of 66.67% and 67.87% indicates teachers must prepare well for their classes and improve the mentoring process.
- Some important suggestions made by the students:
  - a) More focus on Industrial visitr, Field visit, Practical's.
  - b) More efforts to be taken by college for placement and internships.
  - c) More emphasis on Soft skills, Communication and creative activities.

  
Mrs Jyoti R Hiremath  
SSS Coordinatr  
CNCVCW, Kolhapur

  
Mrs Shweta. A. Patil  
IQAC Coordinator  
CNCVCW, Kolhapur

  
Prof. (Dr.) V. S. Dhekale  
Principal  
CNCVCW, Kolhapur

